



[www.forjas-salvador.com](http://www.forjas-salvador.com)

# 55X57-K-2.0



# AUSTROFLAMM



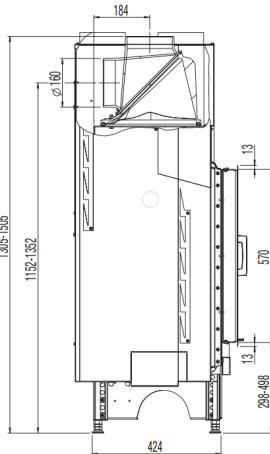
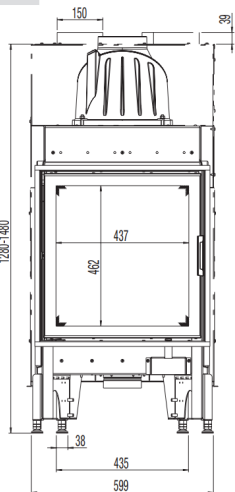
WI



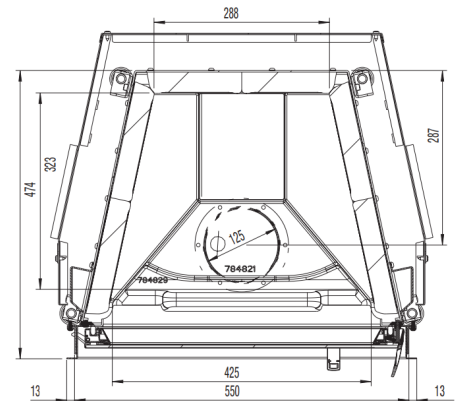
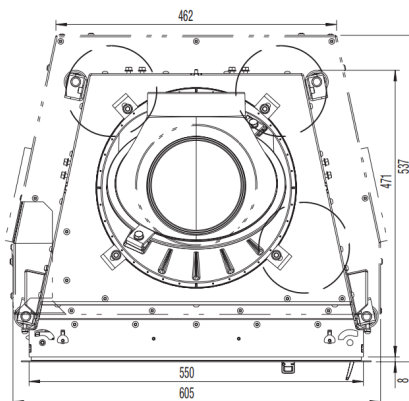
OR

om

Maßstab 1:20



Maßstab 1:10



[www.austroflamm.com](http://www.austroflamm.com)



[www.forjas-salvador.com](http://www.forjas-salvador.com)



[www.forjas-salvador.com](http://www.forjas-salvador.com)

### Dimensions and weight

Height from [mm]	1301
Height to [mm]	1501
Width (body installation dimension) [mm]	556
Depth [mm]	477
Door frame height [mm]	570
Door frame width [mm]	556
Weight, basic appliance [kg]	114
Weight, HMS [kg]	55
Combustion chamber height [mm]	510
Combustion chamber width [mm]	288/436
Combustion chamber depth [mm]	323
Flue pipe outlet, diameter [mm]	160
dR Distance rear [mm]	0
dS1 Distance left [mm]	0
dS2 Distance right [mm]	0
dP Radiation front [mm]	1500
dF Radiation to the floor [mm]	-
dB Distance bottom [mm]	-
dL 1 Radiation left [mm]	-
dL 2 Radiation right [mm]	-
dC Distance above [mm]	750
Safety distance to insulation, rear [mm]	60
Safety distance to insulation, right [mm]	60
Safety distance to insulation, floor [mm]	0
Insulation material thickness to installation base [mm]	0
Insulation material thickness to ceiling [mm]	-
Minimum distance from non-flammable materials [mm]	50
Insulation material, left [mm]	100
Insulation material thickness, right [mm]	100
Insulation material, rear [mm]	100
Cross-section, convection outlet [cm <sup>2</sup> ]	700
Cross-section, convection inlet [cm <sup>2</sup> ]	700
Max. amount of firewood fuel to be deposited [kg]	1.9

### Output

Nominal heat efficiency [kW]	8.0
Minimum heat output [kW]	-
Maximum heat output [kW]	8.0
Energy efficiency class	A
Circulating air cross-section with metal heat recovery surface [cm <sup>2</sup> ]	1100
Circulating air cross-section without metal heat recovery surface [cm <sup>2</sup> ]	700
Combustion air requirement [m <sup>3</sup> /h]	30.72
Minimum fuel throughput [kg/h]	-
Maximum fuel throughput [kg/h]	2.4
Outside air connection diameter [Ø mm]	125

### Data for the chimney sweep

Exhaust gas mass flow [g/s]	10.5
Flue gas temperature [°C]	314
Minimum delivery pressure at nominal heat output [Pa]	11

Equipment	
Hinged door	Yes
Sliding door	No
Double pane	No
Pane curvature	Flat
Opening mechanism	Folding
Balanced flue - DiBt (German Institute for Structural Engineering)	-
Heat Memory System	Accessories
Hypocaust in compliance with technical regulations	Yes



[www.forjas-salvador.com](http://www.forjas-salvador.com)